

Compact Table Top Micro Centrifuge

3300



Features and Convenient functions

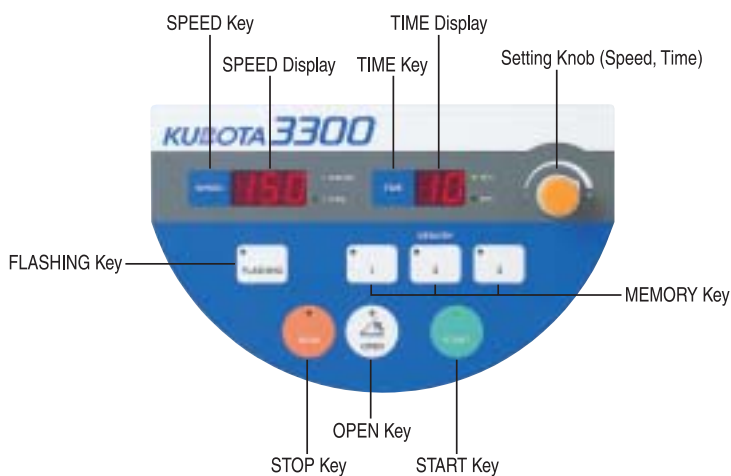
- **Maximum speed : 15,000 rpm**
- **Maximum RCF : 20,630 xg**
- **Compact size : 32(W) x 39(D) x 27(H) cm**
- **Buzzer at the end of operation**
5 different buzzer sounds allow recognition of the end of a centrifuge operation from across the room.
- **3 available memory settings, with one-touch save and recall operation**
A memory function is available for repetitive operation using same set values of operation, i.e. speed and time.
- **Memory flashing function for easy spin-down** (patented)
Automatically memorizes the duration of spin-down operations ranging from 1 to 99 seconds. The last flashing operation (1-99 sec.) is automatically memorized and easily recalled simply by pressing the "Flashing" key.
- **Complies with GMP requirements**
Equipped with a tachometer port to comply with GMP
Tachometer port is useful for actual rotor speed measurements.
Actual rotation radius can be set and the correct RCF is realized.

- **The easy-to-follow digital display on Operation Panel**

Safety comes first

- **The 3300 model conforms to International Safety Standard IEC 61010-2-020.**
- **Numerous detectors ensure safe, reliable operation. If trouble is detected, operation stops immediately.**

Operation Panel



KUBOTA

Specifications

Model 3300

- Maximum Speed ● 15,000 rpm
- Maximum RCF ● 20,630 xg
- Maximum Capacity ● 48 mL
- Control system ● Microprocessor control (brushless motor)
Speed, RCF(g), Time, 3 memory banks
- Alarm display ● Lid open, Imbalance, Over speed,
Detected electrical abnormality in motor, inverter, lid interlock and speed sensor
- Speed setting ● From 300 to 15,000 rpm, 100 rpm increments
- Speed indication ● Digital display, from 0 to 15,300 rpm, 100 rpm increments
- RCF setting ● From 100 to 20,630 xg, 100 xg increments
- RCF indication ● Digital display, from 0 to 21,400 xg, 100 xg increments
- Timer setting and indication ● Digital display, with HOLD function (continuous operation) and flashing
1 second to 99 seconds, 1 sec increments
1 minute to 99 minutes, 1 min increments
- Sounds for informing centrifuging stop ● 5 types and no sounding
- Power requirements ● Single phase 50/60Hz, 110V±10%, 115V±10%, 120V±10%, 10A
Single phase 50/60Hz, 220V±10%, 230V±10%, 240V±10%, 6A
- Rated voltage and Rated current ● 110V 50/60Hz 3.0A, 115V 50/60Hz 2.9A, 120V 50/60Hz 2.8A, 220V 50/60Hz 1.9A,
230V 50/60Hz 1.8A, 240V 50/60Hz 1.7A
- Power consumption and Heat output ● 110V/115V/120V 200W 0.7 MJ/h, 220V/230V/240V 250W 0.9 MJ/h
- Dimensions, weight ● 32cm x 39cm x 27cm (WxDxH)*1, 20 kg
- Certificates of conformity ● IEC 61010-2-020
CE Marking (220V/230V/240V)

(*1) Not including projections.

All specifications and external appearance are subject to change without notice.

* Use only rotors, adaptors and tube racks made by KUBOTA. Do not attempt to use rotors, adaptors or tube racks made by other manufacturers.

* Follow all instructions in the relevant Instruction & Service Manual when operating centrifuges.

Rotor & Adaptor Table for Model 3300

Rotor Name	Nominal Capacity	Tube size (mm) diam. x length	Maximum Speed rpm	Maximum RCF xg	Adaptor Code No.
RA-2024 with lid	24 x 1.5/2 mL	9.5 ~ 11 x 36 ~ 42	15,000	20,630	
	24 x 0.5 mL	7 ~ 7.9 x 25 ~ 34	15,000	18,360	055-7590
	24 x 0.4 mL	5.4 ~ 6.1 x 26 ~ 48	15,000	20,380	055-7580
	24 x 0.2 mL PCR	5.9 ~ 6.3 x 20 ~ 24	15,000	16,100	055-0500
RA-2724 with lid *1	24 x 1.5/2 mL	9.5 ~ 11 x 36 ~ 42	15,000	20,630	
	12 x 0.5 mL	7 ~ 7.9 x 25 ~ 34	15,000	16,850	
	24 x 0.4 mL	5.4 ~ 6.1 x 26 ~ 48	15,000	20,380	055-7580
	12 x 0.2 mL PCR	5.9 ~ 6.3 x 20 ~ 24	15,000	14,840	

*1 Three tubes, 0.5 mL tubes, 1.5/2 mL tubes and 0.2 mL PCR tubes can be used without any adaptor.



RA-2024

Autoclavable at 134°C*

Rotor lid is equipped with rotor.





RA-2724

Autoclavable at 134°C*

Rotor lid is equipped with rotor.

*Autoclave parameters should not be exceeded. Refer to the Instruction and Service Manual.

Kubota has acquired ISO 9001 and ISO 13485 certification.

 Safety Precautions	For your safe use of the equipments, be sure to read the instruction manual carefully before you start its operation.	Parts may be adversely affected by heat, humidity and specimens or deteriorated by aging resulting in functional failures or may even lose their safety characteristic to cause accidents.
 DISCONTINUE USE	<p>Always discontinue use when phenomena listed at right appear.</p> <ul style="list-style-type: none"> •The rotor or bucket has been found to be damaged or corroded. •A burnt smell comes out of the equipment. •You receive a minor electrification when you touch the equipment body by a naked hand. •Some other abnormality or failure has been found occurring. 	<div style="background-color: yellow; padding: 5px; display: inline-block;">IMPORTANT</div> <p>To prevent occurrences of functional failures or accidents, turn off the power switch, pull out the power cable plug from the plug socket and be sure to contact your nearest Kubota Dealer, or an office of Kubota Corporation when there is no Kubota Dealer in your neighbourhood.</p>

KUBOTA CORPORATION

<http://www.centrifuge.jp>

29-9 Hongo 3-chome, Bunkyo-ku, Tokyo 113-0033, Japan

Tel +81 3 3815 1331 Fax +81 3 3814 2574

E-mail: f-trade@kubotacorp.co.jp

Note: This catalogue is not for distribution in the USA, Canada, Mexico and Australia as products shown are not for sale in these countries.